

Double Ridged Waveguide Horn – Model DRH50

Electrical Specifications

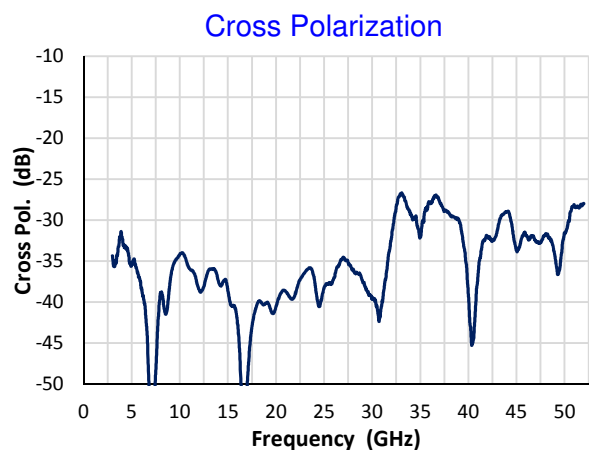
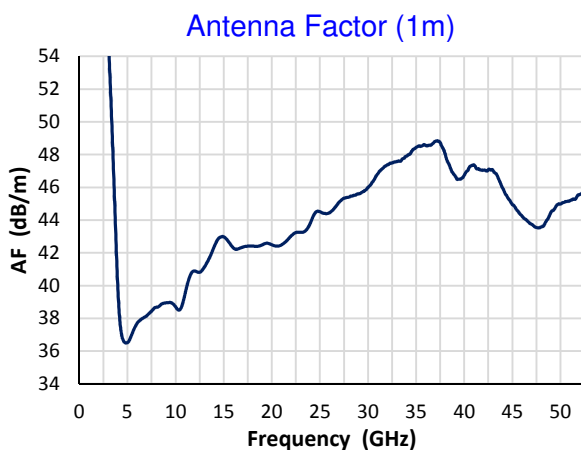
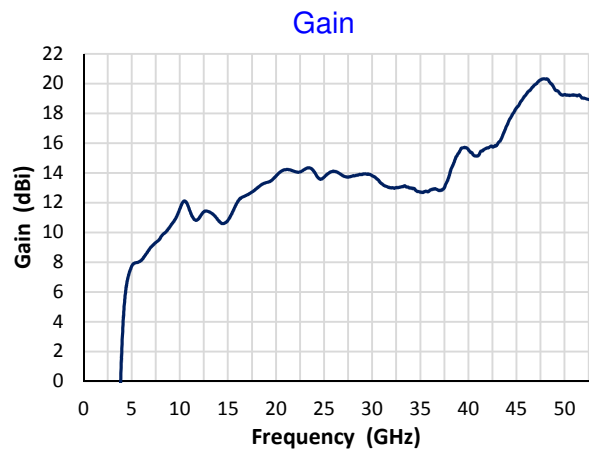
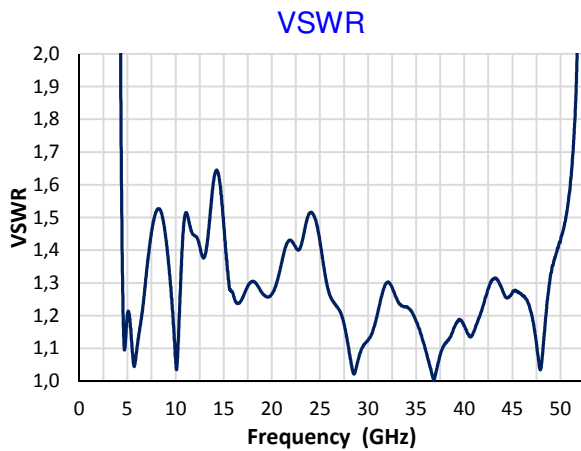
Frequency Range	4.5 GHz – 50 GHz
VSWR (max.)	< 1.75:1
Impedance	50 Ω
Connector	2.40mm _{female}
Power (CW / Pulse)	10 W / 20 W

Physical Specifications

Width	43.6 mm (1.72 in)
Depth	56.0 mm (2.20 in)
Height	37.7 mm (1.48 in)
Weight	70 g (0.16 lb)



Typical Parameters



Radiation Patterns

