

Double Ridged Waveguide Horn – Model DRH10

Electrical Specifications

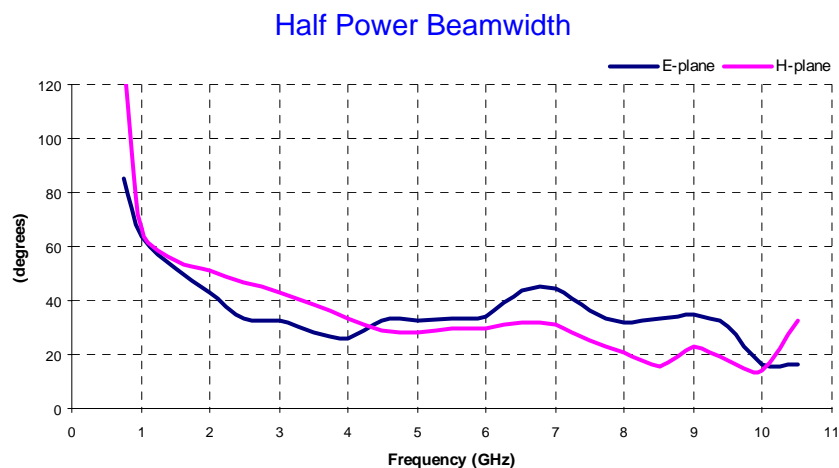
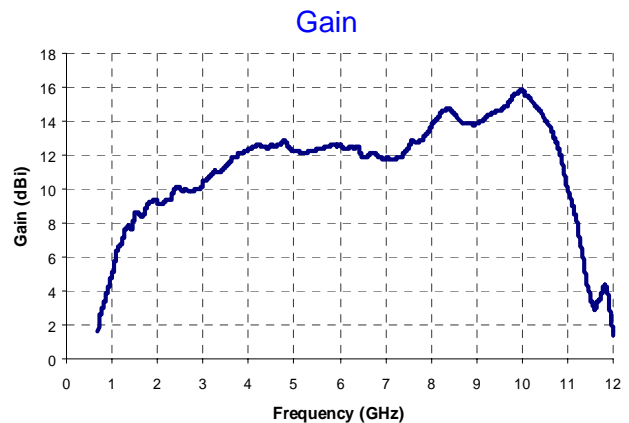
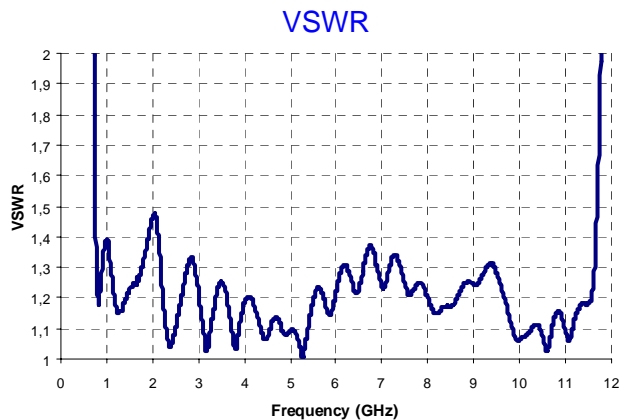
Frequency Range	730 MHz – 10.5 GHz
VSWR (max.)	< 1.8:1
Impedance	50 Ω
Connector	N _{female}
Power (CW / Pulse)	100 W / 200 W

Physical Specifications

Width	204 mm (8.03 in)
Depth	242 mm (9.53 in)
Height	148 mm (5.83 in)
Weight	1.24 kg (2.73 lb)



Measured Parameters



Radiation Patterns

